



Online Conductivity / Resistivity / TDS / Salinity Meter T6530

Function

Industrial online conductivity meter is a microprocessor-based water quality online monitoring control instrument, the salinometer measures and supervises the salinity (salt content) by conductivity measurement in fresh water. The measured value is displayed as ppm and by comparing the measured value to a user defined alarm set point value, relay outputs are available to indicate if salinity is above or below the alarm set point value.

Typical Use

This instrument is widely used in power plants, petrochemical industry, metallurgical electronics, mining industry, paper industry, medicine, food and beverage, water treatment, modern agricultural planting and other industries. It is suitable for softening water, raw water, steam condensate water, seawater distillation and deionized water, etc. It can continuously monitor and control the conductivity, resistivity, TDS, salinity and temperature of aqueous solutions.

Mains Supply

85~265VAC \pm 10%,50 \pm 1Hz, power \leq 3W;

9~36VDC, power consumption \leq 3W;

Measuring Range

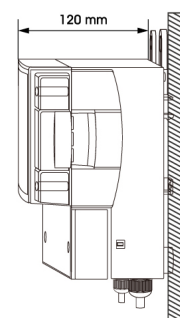
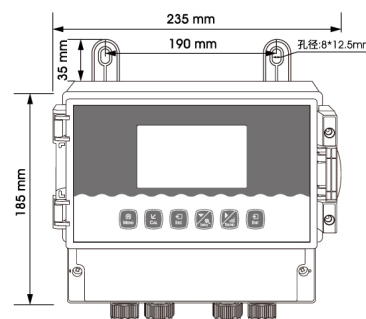
Conductivity: 0~500ms/cm;

Resistivity: 0~18.25M Ω /cm;

TDS:0~250g/L;

Salinity: 0~700ppt;

Customizable measuring range, displayed in ppm unit.



Online Conductivity / Resistivity /TDS / Salinity Meter T6530

Features

- 1. Large display, standard 485 communication, with online and offline alarm, 235*185*120 meter size, 7.0 inch large screen display.
- 2. The data curve recording function is installed, the machine replaces the manual meter reading, and the query range is arbitrarily specified, so that the data is no longer lost.
- 3. It can be matched with our high-quality stainless steel, PBT quadrupole conductivity electrode, and the measurement range covers 0.00us/cm-500ms/cm to meet your measurement requirements for various working conditions.
- 4. Built-in conductivity/resistivity/salinity/total dissolved solids measurement functions, one machine with multiple functions, meeting the requirements of various measurement standards.
- 5. The design of the whole machine is waterproof and dustproof, and the back cover of the connection terminal is added to extend the service life in harsh environments.

- 6. Panel/wall/pipe installation, three options are available to meet various industrial site installation requirements.

Protection

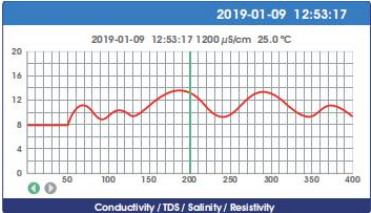
Salinometer for panel mounting is IP65 from the front.
Salinometer in wall mounting box is IP65.



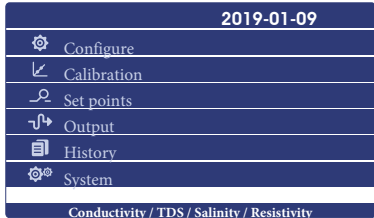
Measurement mode



Calibration mode



Trend chart

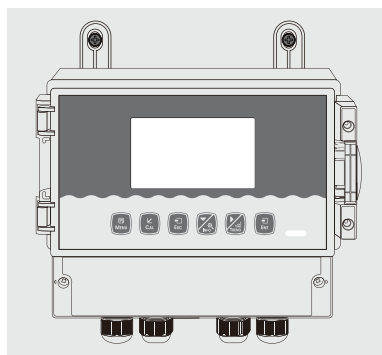
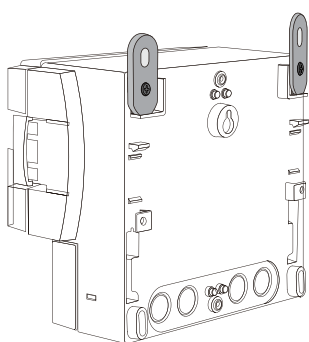


Setting mode

Electrical connections

Electrical connection The connection between the instrument and the sensor: the power supply, output signal, relay alarm contact and the connection between the sensor and the instrument are all inside the instrument. The length of the lead wire for the fixed electrode is usually 5-10 meters, and the corresponding label or color on the sensor Insert the wire into the corresponding terminal inside the instrument and tighten it.

Instrument installation method



Technical specifications

Conductivity	0~500mS/cm
Resolution	0.1us/cm;0.01ms/cm
Intrinsic error	±0.5%F.S
Resistivity	0~18.25MΩ/cm
Resolution	0.01KΩ/cm;0.01MΩ/cm
TDS	0~250g/L
Resolution	0.01mg/L;0.01g/L
Salinity	0~700ppt
Resolution	0.01ppm;0.01ppt
Temperature	-10~150°C
Resolution	±0.3°C
Temperature compensation	Automatic or manual
Current output	2 Rd 4~20mA
Communication output	RS 485 Modbus RTU
Other function	Data recording, curve display, data uploading
Relay control contact	3 Groups: 5A 250VAC,5A 30VDC
Optional power supply	85~265VAC,9~36VDC, Power: ≤3W
The work environment	In addition to the earth's magnetic field around no strong magnetic field interference
The environmental temperature	-10~60°C
Relative humidity	No more than 90%
Protection grade	IP65
The instrument weight	1.5kg
Instrument dimensions	235*185*120mm
Installation	Wall - mounted